



INTERNATIONAL WORKING EQUITATION RULES

Applicable as of 1st January 2018

April 2018, 2018 Revision



CONTENTS

PREAMBLE

I – ORGANISATION

- Art 1.1 – Ground and equipment
- Art 1.2 – Vet
- Art 1.3 – Timing official
- Art 1.4 – Sound system

II – COMPETITIONS

- Art 2.1 – General Competitions

III – JURIES

- Art 3.1 – Composition of juries
 - A – Ground jury
 - B – Ethical Commission
 - C – The technical delegate
 - D – Judges
 - E – The timing official
 - F – Paddock commissioner
 - G – Ground staff

IV – COMPETITORS

- Art 4.1 – Nationality
- Art 4.2 – General entry conditions
- Art 4.3 – Turnout

V – HORSES

- Art 5.1 – Entry requirements for horses
- Art 5.2 – Vaccination procedure
- Art 5.3 – Tack and equipment
- Art 5.4 – Shoeing

VI – TECHNICAL STANDARDS

- Art 6.1 – Dressage
 - A – Rest area
 - B – Presentation area
 - C – Positioning of judges
 - D – Movements
 - E – Music
 - F – Scoring

- Art 6.2 – Technical and timed ease of handling
 - A – General
 - B – Reconnaissance

- C – The course
- D – List of obstacles
- E – Description of obstacles
- F – Negotiating the obstacle and technical ease of handling scoring
- G – Negotiating the obstacle and timed ease of handling scoring

- Art 6.3 – Timed ease of handling
 - A – General
 - B – Reconnaissance
 - C – The course
 - D – Description of obstacles
 - E – Scoring
 - F – Penalties at obstacles

- Art 6.4 – Cattle sorting

VII – PROCEDURE

- Art 7.1 – General
- Art 7.2 – Starting order
- Art 7.3 – Outside help

VIII – PENALTIES

- Art 8.1 – Disqualification
 - A – During a phase
 - B – During a trial
- Art 8.2 – Warnings
- Art 8.3 – Exclusion
- Art 8.4 – Definitions

IX – CLAIMS

- Art 9.1 – Complaints
- Art 9.2 – Report

X – RANKINGS / PRIZES

- Art 10.1 – Coefficients per phase
- Art 10.2 – Rankings
 - A – General
 - B – Allocation of points
- Art 10.3 – Award ceremony

XI – APPENDICES

- Art 10.1 – Dressage
- Art 10.2 – Technical ease of handling

PREAMBLE

The International Equestrian Tourism Federation is the sole international organisation with the authority to govern Working Equitation competitions.

Working Equitation is an equestrian activity whose scope is limited to all the movements of “pastoral equitation”, i.e., the practical skills required to lead horses used in traditional trades and cultures with the focus on working with and driving cattle. It identifies and incorporates the technical movements which are common to these pastoral practices within a general body of knowledge. This body defines the elements that can be normalised to organise a sporting regulation. Through the dissemination of working equitation competitions, the cultural ambition is one of protection and development of equestrian skills relating to cattle driving and sorting. Pastoral equitation is a culturalistic discipline practised in many countries in Europe, but also in Asia and South and North America, as part of local rural economies, using well-established and highly specific traditions. Working equitation as a sporting equestrian discipline seeks to recognise and encompass diverse equestrian cultures whilst respecting their specificities, but using what they have in common in leading the horse.

The equestrian skills common to all riders representing equitation of different identities include:

- specific cavalry dressage
- leading a horse by hand
- reading cattle and anticipating their behaviour for the sorting of one or more animals.

The cultural dimension relating to the discipline and different equitation identities are expressed in:

- the professional techniques handed down from previous generations
- the breeds of horses bred specially in the different identity-based equitation events
- the use of equipment which is characteristic of the culture of each identity-based equitation type
- specific apparel for each identity-based equitation type.

The desire to keep up professional techniques and cultural practices has led to the creation of sports events offering a sporting and cultural form of competition illustrating the intrinsic quality of the horses and their riders.

With its transposition of the day-to-day actions of equestrianism into a sporting format and code, cattle driving and sorting is by far the leading event in this category.

The discipline is designed to show the following:

- the working horse’s calm comprehension of cattle and anticipation
- the rider’s knowledge of cattle and his experience and finesse.

International team-based working equitation events are designed to demonstrate the equestrian techniques mentioned above.

Forms of working equitation identified to date are:

- Camargue equitation
- Doma Vaquera equitation
- Maremmana equitation
- Portuguese equitation
- Western equitation (Team Sorting)
- And all equitation identified by the NETOs.

I – ORGANISATION

Art 1.1 - Ground and equipment

The Organising Committee must provide the following:

- ◆ a rectangle of 40m x 20 m for the dressage and as a minimum for ease of handling
- ◆ a enclosed land of 60m x 20m minimum or 70m x 30m maximum for cattle sorting
- ◆ stables
- ◆ a veterinary inspection area,
- ◆ an area for the presentation to take place,
- ◆ a relaxation area with a jumping obstacle for ease of handling

This list is not exhaustive and may be supplemented by the specification for each competition.

Art 1.2 – Vet

A vet is appointed by the Organising Committee and, as appropriate, assisted by a commission.

Veterinary inspections must take place in a flat area, in a straight line, on a firm but yielding surface without slopes.

Presentation during the veterinary visit can be done either with halter, cavesson or snaffle depending on the discipline.

Difficult horses and stallions must be presented with a bridle.

Art 1.3 - Timing Official

The Organising Committee appoints:

A timer

~~A count-down timer display~~

A electronic stopwatch with a recorder software for timed ease of handling.

Art 1.4 – Sound system

For the requirements of the competition, the Organising Committee provides for a sound system and made available to the jury, with amps and loud speakers suitable for public events, along with mikes and CD players.

II – COMPETITIONS

Art 2.1 – General

All Working equitation competitions organised as part of the FITE must comply with the international rules.

All working individual or team equitation competitions organised under the auspices of FITE must respect the international schedule and regulations in order to secure official recognition as a sporting movement.

Certain articles can be modified by organisers depending on the event, with the formal consent of the FITE.

Commitments must be sent to the organiser, at the latest on the Friday midnight, a week before the competition, on FITE entry forms.

Competitions are broken down into 4 phases:

- 1 dressage
- 1 technical ease of handling
- 1 timed ease of handling
- 1 cattle sorting

III – JURIES

Art 3.1 - Composition of juries

For these Championships, international judges are proposed by the Organising Committee and by their membership NETO, then they are validated by the FITE Board of directors.

Ground Jury and the veterinary commission decisions are taken on an absolute majority voting basis of each of the members, with the Jury President having the casting vote.

The Ground Jury President and the Technical Delegate must be informed of any incidents occurring during the competition.

Judges practice here arbitration in **independence** and impartiality in respect with rules enacted by FITE.

A – Ground Jury

1 – Members

The President of the Jury,

Between two and four international working equitation judges from FITE selected among nations represented at the competition.

The FITE Technical Delegate, in a consultative role.

2 – Role

It must ensure that rules of fair play and sporting fairness are respected

It must ensure that these rules are applied,

It is responsible for its application by various judges,

It must receive and process claims,

It must validate the results of each phase and the final result.

Cases not appearing in this list are addressed by the Ground Jury. The Jury is competent to take decisions based on common sense and rules of fair play most suitable to the spirit of FITE rules.

3 – Its decisions

They are irrevocable.

B – Ethical Commission

- ◆ Presided over by the President of the FITE sports commission
- ◆ It also comprises two international judges put forward by the President of this Commission.
- ◆ The FITE Technical Delegate, in a consultative role.
- ◆ It meets upon request from the FITE President, after the competition at a date and venue to be defined
- ◆ Its role is to rule on events that the Ground Jury has failed to resolve: in cases of doping, cheating, behaviour, etc...
- ◆ It may call upon and consult ground judges and the competitors concerned.
- ◆ Expenses linked to meetings of this Jury, including travel and accommodation expenses, are fully covered by FITE.

C – Technical Delegate

The Technical Delegate is the FITE's technical point of reference.

He is designated by the Board of directors, as proposed by the FITE President.

He works under the authority of the FITE President to whom he reports on his activities, unless otherwise specified in the regulations.

The Technical Delegate is a qualified official:

- in specific riding techniques and the relevant teaching techniques,
- in sports events: organising and preparing competitions.

The Technical Delegate may be assisted by specialist officers: event organisers, course designers, etc... and may encourage training for them:

- ◆ The Technical delegate must ensure that the event complies with the recommendations for organisers as published by FITE. The Technical Delegate must carry out a feasibility visit of the proposed site accompanied by the candidate NETO and their designated representative, before the Annual General Meeting is held to give definitive approval of the presented application.
- ◆ The FITE's statutory General Assembly is held every year in September conjointly with an international TREC competition, and the feasibility visit for the following year's proposed site must have been carried out before this meeting.
- ◆ The relevant Technical Delegate's report is sent to the FITE President at least one month before the date of the General Assembly.
- ◆ The Technical Delegate reports to the FITE President on any possible difficulties encountered in carrying out his inspection.
- ◆ He checks the organisation during the championship and reports to the President of the Ground Jury.

D – Judges

International judges and trainers must follow refresher courses and regularly officiate at events. The protocol can be consulted on the FITE website www.fite-net.org
Each judge must have a secretary responsible for carrying his remarks on assessment protocols.

1 – Dressage

They must note each movement by each rider in turn.

2 – Technical ease of handling

They must note each obstacle by each rider in turn.

3 – Timed ease of handling

This is arbitrated by the president of the jury. The judges are posted a different points on the course. They must note down penalties incurred by each rider in turn.
After each competitor, the President of the jury announces that competitor's result to the public.

4 – Sorting

Judges assist the President of the jury during the sorting trials.

E – Timing official

Placed under the authority of the Ground Jury President, this official is involved in several phases.

F – The paddock commissioner

His role is to indicate any incident which may occur during rest periods, and to organise the paddock according to starting orders.

G – Ground staff

During the timed ease of handling trials, sufficient numbers of ground staff must be present around the performance arena to repair the course after the passage of each competitor.

IV - COMPETITORS

Art 4.1 - Nationalities

The National Federation may hire a rider in international competition if he has the same nationality as the said federation. Proof of nationality may be required. For riders with more than one nationality, they will be asked at the age of 18, to decide what their sports nationality will be and therefore which federation they wish to join. For riders under the age of 18 and with more than one nationality, they can choose each year to which federation they wish to join.

Riders not residing in their home country may not compete in international competitions under the flag of their country of residence.

This regulation is based on the general regulation FEI, Article 119- Sport Nationality Status of Athletes.

Art 4.2 – General entry conditions

International Championships

According to the schedule defined by the FITE, each NETO sends the following to the organiser of the International Championship:

- ◆ their intention to participate, at least 90 days before the championship,
- ◆ the list of team members at least 15 days before start of the championship,
- ◆ the competitors must be aged at least 14 years old.

Age limits apply to the age of the competitor in the calendar year.

Example: a rider of 14 years in the calendar year is a rider who celebrates his birthday of its 14 years between 1st January and 31th December of the year concerned. Athletes take a year older every January 1st.

Seniors:

- ◆ Six riders, of which four will make up the national team, the two remaining riders only competing as individuals.
- ◆ The organising NETO can entered a team + four individual riders.

Juniors Young Riders:

- ◆ Four riders, of which two will make up the national team, the two remaining riders only competing as individuals.
- ◆ The organising NETO can entered a team + four individual riders.
- ◆ The competitors must be aged at most 21 years old.
- ◆ Riding with 1 hand is required for all phases.

Art 4.3 – Turnout

Correct turnout is required.

Competitors must wear the traditional costume corresponding to the working equestrian culture for which he is entering the competition.

Loss of a hat during the phase is not penalised.

V – HORSES

Art 5.1 - Requirements for the participation of horses

Horses participating in FITE international competitions must:

- ◆ be aged at least 5 years old
- ◆ the appropriate identification document:
 - FEI passport or
 - national passport with a graphical outline, and up-to-date vaccination details according to legislations in the organising country.

The Organising Committee must inform the FITE and all NETOs likely to participate in competitions in good time, publication of the pre-programme, to avoid any difficulties in respecting health obligations appearing above, and/or other national obligations.

Team events are comprised of three horses. Each NETO can enter a replacement horse.

Art 5.2 – Vaccination procedure

Are mandatory all regulatory vaccinations required by the competent services in each NETO.

Vaccination against equine influenza is required to participate in a competition

So as to be considered vaccinated against equine flu, a horse must have been administered:

- a) An initial vaccination comprising 2 anti-flu injections between 21 and 92 days apart
- b) An annual booster, so that the gap between two injections does not exceed 12 months
- c) A vaccination no more than 6 months before the day of the competition.

A horse can compete from the time it received its first vaccination, i.e. after the second injection. No injection may be administered in the 7 days running up to the horse's arrival at the competition venue.

Art 5.3 - Tack and equipment

Tack must be perfectly suited to the horse and the type of competition.

Horses participating in tests must be equipped with tack used in the traditional saddling corresponding to the working equitation culture for which they are entered.

Members of the jury representing different equestrian cultures are guarantors in their discipline, of the compliance of drivers' appearance and the tack of the horses.

The rider can only use one pair of reins.

Artificial help held in hands are not allowed in tests, except "calos", stick, etc for a maximum length of 1,5 m for the cattle sorting test.

Protections, gaiters, boots, etc are allowed for ease of handling and cattle sorting tests.

Washers are banned, protect-girth, protect-curb chain are authorized.

Art 5.4 – Inspection of horses

At the request of the president of the jury, horses can be examined with a view to identifying injuries or poor treatment.

VI – TECHNICAL STANDARDS

Art 6.1 – Dressage

A – Relaxation area

The ground of the warm-up area must be the same type as that of the presentation area. It must be sufficiently large to allow dressage figures to be practised by several competitors at the same time.

During competition, the horse cannot be ridden by another rider. Draw-reins are forbidden. Resting with tethers is authorised.

B – Presentation ground

The presentation ground used for the dressage event must be 40 m x 20 m, flat, rectangular with no stones or objects which may compromise the competitor's expression, and, as a result, jury marking. It is strongly recommended that the area be sanded. It can be grass if the type of ground is not too hard and not slippery. It must be marked out by a perfectly aligned border, not more than 50 cm high.

The arena must be located at all points at a suitable distance from any enclosures (barriers, walls, etc.). This distance must allow free circulation of riders at 3 different paces around the arena.

The entry to the arena must be an opening at the centre of the smaller side, opposite the President jury. It must be closed after each competitor enters. If the arena remains open during the presentation and a competitor comes out of the arena during the presentation, he cannot be disqualified for this reason.

The public must be separated from the arena by a distance of at least 5 meters.

C – Place of the juries

The jury sits on the small side, opposite the entrance to the dressage arena, and on the larger sides. The President sits in the middle, on the shorter side, and is surrounded by 2 other judges placed to his right and his left at the two ends of the shorter side, or on the 2 longer sides of the arena. If there are 5 judges, they shall be posted as indicated above, ie: 3 on the shorter side on each side of the President, and 1 on each of the longer sides.

The President of the jury starts each competitor by sounding a bell. The competitors has 1 minute after the bell has sounded to begin their dressage. Any overshooting or departure before the bell will lead to the competitor being disqualified.

D – Movements

Dressage comprises movements to be executed in protocol order. The maximum time for this sequence of movements is 7 minutes from starting salute to final salute. If the competitor has not finished the dressage movement, he will not be judged on the remaining figures. The sound of the bell is the warning.

During the whole presentation, the competitor must lead the horse only by one and same hand. The competitor can use the other hand to lengthen or shorten the reins, action must be short and behind the leading hand. At the time of saluting the jury, it is understood that female riders will incline their heads slightly, whilst male riders will lift their hat with their free hand.

E – Music

For the dressage presentation, competitors can use a musical background of their choice. Music must be harmonious with the movements executed and sequencing.

F – Scoring

Each movement, as well as overall scores, are scored by each judge from 0 to 10 according to the following scale:

Excellent:	10
Very good:	9
Good:	8
Very Satisfactory:	7
Satisfactory:	6
Sufficient:	5
Insufficient :	4
Mediocre :	3
Very insufficient:	2
Difficult to score:	1
Not completed:	0

Course fault: → - 5 pts / fault.

The President of the jury stops the rider and restarts the competitor where the fault took place. The clock stops.

The use of the voice: → - 2 pts / figure.

A third course fault results in disqualification.

With more that 4 judges, the points attributed to each competitor are calculated from the average of points given by each judge after the lowest and highest scores have been removed.

Art 6.2 – Technical and timed ease of handling

A – General

Technical ease of handling phases can take place during a given period of time, at the Course Superintendant’s discretion. Technical ease of handling takes place before the timed ease of handling.

In scoring this phase, judges must take into account the regularity and fluidity of movement for each obstacle, the ease with which the competitor negotiates the obstacles and the correction of aids.

If time allowed is exceeded, the President of jury serves it on the competitor by ringing the bell. The stopwatch is stopped, the competitor goes out of the course without completing the test.

For technical handling, crossing of device is noted more favourably in galloping than in a lower speed.

B – Reconnaissance

The Course Superintendant must ensure that all the obstacles can be negotiated as easily by a left-hander as a right-hander competitor. Before the beginning of each phase, competitors can perform

reconnaissance of the obstacles on foot through the course. For this, the course is opened by the President of the jury for at least 15 minutes. Opening and closing are announced by the sounding of a bell.

C – The course

The course comprises 10 to 15 obstacles that are numbered and flagged, chosen from the list below.

D – Scoring

1. Gate
2. Jug
3. Corridor with bell
4. Double-pole slalom
5. The magic triangle
6. Rein back,
7. Lance pick-up from barrel
8. Special slalom
9. Figure-8 barrels
10. Bridge
11. Livestock pen
12. Water-filled ditch
13. Hat
14. Side pass straight, in "L", "Double-L" formation to the left
15. Side pass straight, in "L", "Double-L" formation to the right
16. Jump

E – Description of obstacles

1. Gate

This is a gate of a height of between 1.5 and 2 meters, and wide 1.3 meters minimum, closed using an iron ring or flexible material.

The gate may open to the right or left, according to the layout of the course, but it must always be such that it is opened on the opposite side to that by which the rider arrives.

With his free hand, the rider opens the gate, goes through it entirely and closes it behind him. The rider slides his hand along the door without release it.

This obstacle can be negotiated twice. In this case it is passed to the other hand.

2. Jug

This is a table around 1 meter high with an object symbolising a jug of water and placed on the table. The rider grasps the object on the table, raises it to minimum height of his shoulder and then puts it down in its original position. If the competitor raises insufficiently the object: 10 penalty points.

3. Corridor with bell, straight, "L" or "double L", "U"

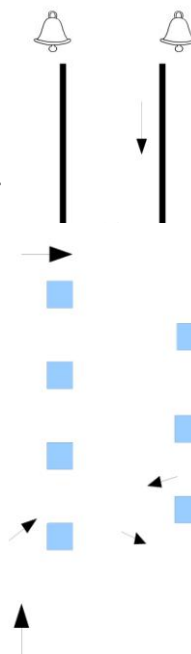
The rider enters the corridor, moves to the end and rings the bell with his free hand before leaving.

The corridor is 1.2 meters wide minimum for straight corridor and 1,50m wide for corridor with angle.

Each segment of corridor has a minimum of 2 m, realised in planks or using bars of obstacles placed or not on brackets to a maximum of 30 cm from the ground. At the end of the corridor, a suspended bell can be reached by left and right-handed riders.

4. Double-pole slalom

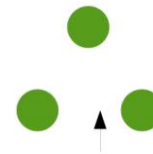
The obstacle comprises of 2 parallel rows of stakes remote 6 m from each other. In each row, each stake is remote 6 m that the one that precedes it. The first row includes the stakes n°1; 3; 5; 7, the second row includes the stakes n°2; 4; 6.



The obstacle is set out so that stake number 2 is located between stakes n°1 and n°3, and stake n°4 between stakes n°3 and n°5, and stake n°6 between stakes n°5 and n°7.
Any modification to the compulsory course constitutes a course error which must imperatively be rectified before the crossing of the next obstacle.

5. The magic triangle

The obstacle comprises 3 drums placed at three corners of an equilateral triangle with 6m sides. The rider negotiates the obstacle, scrupulously respecting the course plan. Any modification to the compulsory course constitutes a course error which must imperatively be rectified before the crossing of the next obstacle.



6. Rein back, straight, "L" or "Double L", "U", in loop

This is a corridor made up of planks or obstacle bars placed on brackets, to a maximum of 30 cm from the ground. Each segment of the corridor is minimum 2 m long and 1.5 meters for a corridor with angle.
The rider must rein back all along the corridor.

7. Lace pick-up from barrel

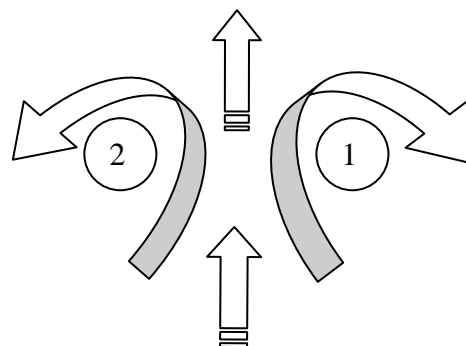
The obstacle comprises a barrel A containing a spear, a post with a 10-cm diameter ring and a barrel B, which is empty. The rider grabs the spear in barrel A. It takes the ring, and then deposits both in barrel B.

8. Special slalom

The obstacle comprises 6 mobile poles around 2 meters high, which are aligned, and 4 to 6 meters apart.
Any modification to the compulsory course constitutes a course error which must imperatively be rectified before the crossing of the next obstacle.

9. Figure-8 barrels

The obstacle comprises 2 barrels, 6m apart.
The rider approaches the obstacle from the middle, goes around the 2 barrels.
The rider must have performed a complete figure-8 around the 2 barrels.
For technical ease of handling, change of lead foot must be between the 2 barrels.
Any modification to the compulsory course constitutes a course error which must imperatively be rectified before the crossing of the next obstacle.
The ringmaster decides about the direction to pass the barrels.

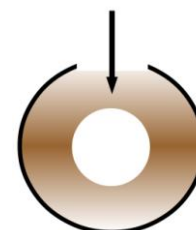


10. Bridge

This is a 3 to 6 meters long bridge and 0.8 to 1.5 meters wide, between 0.2 and 0.5 meters high. The obstacle must be built so as to ensure good overall stability and safety. It can be lined over the whole length by decorative elements connected with working equitation or the culture of the organising country, or ornamental trees.
It comprises 2 sidebars of 0.40 m high maximum, not fix.
The obstacle must be crossed at the walk for technical ease of handling, and free gait in timed ease of handling.

11. Livestock pen

A pen around 1.5m high and 3m internal diameter, around which competitors must circulate. The passage around the pen is marked out by boards from 1.5m to 2m and from 0.4m to 0.6m wide and placed 1.5m from the pen at all points.
The rider enters the passage between the board and the pen, using the sense of his choice, goes around the pen and re-enters the corridor using the other sense.

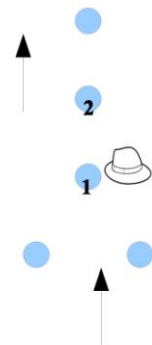


12. Water-filled ditch

This is an area covered with a waterproof tarpaulin which may be filled with water. The area to cross is marked out by flags which indicate the beginning and end of the obstacle. It is bordered by 2 sidebars of 0.40 m high maximum, not fix.

13. The hat

The rider crosses an opening 2m wide, 2m from the first of the three posts. Each post is around 1,8 m high, at 3m intervals. The rider moves in a straight line to the furthest post. He takes hold of the hat and performs a slalom rein back to return. He places the hat on the post nearest the opening door and continues to rein back to exit. The hat has to be reached by left and right-handed riders.



14. Side pass to the left

One or more poles, 3-4 meters long, placed on brackets to a maximum of 0,10 m from the ground. The obstacle is marked out straight, in "L" or "Double-L" formation. The obstacle can be negotiated in two movements, either successively, or as a new obstacle. In which case it is negotiated with the other hand. The rider must complete the sideways movement even if the poles have fallen, otherwise he may be disqualified. The horses must have two hooves on each side of the pole.

15. Side pass to the right

One or more poles, 3-4 meters long, placed on brackets to a maximum of 0,10 m from the ground. The obstacle is marked out straight, in "L" or "Double-L" formation. The obstacle can be negotiated in two movements, either successively, or as a new obstacle. In which case it is negotiated with the other hand. The rider must complete the sideways movement even if the poles have fallen, otherwise he may be disqualified. The horses must have two hooves on each side of the pole.

16. Jump

This is a natural jumping obstacle with a pole, 0.6 meters high maximum and 2 meters across the front minimum.

F – Negotiating the obstacle and technical ease of handling scoring

Each obstacle is scored and the course is timed. Judges must take into account the regularity and fluidity of movements for each obstacle, the ease with which the competitor negotiates the obstacles and the correction of aids.

The penalties are 2 points to subtracted from the points awarded to the competitor by each judge. Each obstacle is scored from 0 to 10 according to 5 criterions :

- ◆ Contract
- ◆ Style
- ◆ Gaits according to the concerned obstacles
- ◆ Overall score
- ◆ Shoeing and tack

The galop-step and no-gallop transitions are about 2m before and after the device. A trotting device, the maximum score is 4 out of 10. The realization in step leads the note 0.

The penalties are 2 points to subtract from the total points awarded to the competitor by each judge.

Device	Style from 0 to 10	Penalties to - 2 pts	Device not realized, note 0 on the exercise
The Door		Door Unleashed	Not Closed
Waterer		Insufficiently lifted	Reverse table

Musical hallway		Fallen bar	Do not ring the bell
Parallel Slalom		Fallen stake	
Clover		Bottle moved	Bottle dropped
Back		Falling Bar	
Aiguillette		Missed ring	Spilled bottle, throws on the ground
Slalom		Fallen stake	
Bridge		Fallen bar	Allure other than the step, foot out
Enclos		Section of fallen bars	Horse out
Ford		Fallen bar	Allure other than the step
Hat		Fallen bar	Piquet fallen, hat fell
Lateral passage		Fallen bar	
Jump		Fallen bar	
Other faults		Refused, stolen, volte	Take out pennants

G - Negotiating the obstacle and timed ease of handling scoring

The ranking is performed from the time achieved by competitors to complete the course, increased penalties for the faults occurring in the obstacles.

Gaits are free.

Time penalties

Gate	10 seconds ☒ for letting go of the gate Disqualified for failing to close the gate or knocking the obstacle over.
Jug	10 seconds ☒ for not having lifted the object sufficiently 10 seconds ☒ for setting the object down wrongly: object knocked over Disqualified for knocking the table over
Corridor with bell	10 seconds ☒ per fallen plank or pole Disqualified if fails to ring bell or fails to exit corridor between the flags.
Doble-pole slalom	10 seconds ☒ for each stank knocked over
The magic triangle	10 seconds ☒ for each barrel knocked over or moved
Rein back	10 seconds ☒ per pole knocked over Disqualified if fails to exit the corridor between the flags.
Lace pick-up from barrel	10 second bonus ☒ per successful ring 10 seconds ☒ for knocking over the barrel 10 seconds ☒ for not putting the lance in the barrel, or if it comes out
Special slalom	10 seconds ☒ per pole knocked over
Figure-8 barrels	10 seconds ☒ for knocking over or moving the barrel Disqualified after knocking over 2 barrels.
Bridge	10 seconds ☒ per pole knocked over, foot partially inside, etc... Faults can be combined

Livestock pen	5 seconds ☒ per section of horizontal poles fallen with a maximum of 25 seconds. Disqualified for more than 5 poles.
Water-filled ditch	The rider must pass between the two rows of flags at the entrance and exit of the obstacle.
The hat	10 seconds ☒ for knocking the post over 10 seconds ☒ for failing to deposit the hat
Side pass	10 seconds ☒ per pole knocked off
Jump	10 seconds ☒ per pole knocked over

Art 6.4 – Cattle sorting

For International Championships, this phase is individual and timed. It takes place in two rounds with domestic cattle.

This cattle is identified by a necklace with numbers or letters.

The phase takes place in a rectangle of 40 m x 20 m minimum. The rectangle is divided into two equal halves by line materialized by two visible flags.

Before the start of phase of cattle sorting, one or two riders "non competitor" must be provided by the organizer for handle the cattle and make him discover the field.

Cattle will be move in calm for 5 minutes maximum under the control of judges.

In the first half called "parking area" are the 10 animals. It is located opposite the entrance gate.

In the second half is called "sorting area". The designated animal should be conducted there and kept isolated for 15 seconds. The rest of the cattle must remain in the parking area.

- ◆ The competitor has 60 seconds to enter the ground, the jury will name him the animal that he must sort.
- ◆ When the bell rings, the competitor has 60 seconds to cross the median line, when he crosses the line, the jury starts the stopwatch of the phase.
- ◆ In a time of 90 seconds, the competitor must separate the designated animal from the rest of the cattle and brings it in the sorting area. The four legs of the calf must cross the median line.
- ◆ If any animals, maximum three, are entered in the sorting area, the competitor must bring these animals into the parking area.
- ◆ The presence of four animals, in the area where the cattle is park, will results in elimination for this phase.
- ◆ The 15-second count begins when the designated animal is the only one to be present in the sorting area.
- ◆ If during the 15 seconds, one or several animals passed the median line to go in the sorting area, the timer stops. The rider must bring the animals in excess in the parking area. When the last beast will have again exceeded the median line, the count of 15 seconds will start again from the beginning.
- ◆ If the competitor exceeds the time limit without sorting the designated animal, he will be assigned a "No Time".

The round ends with the sound of the bell of the President jury.

Competitors are classified on the basis of the time that they put to end the round.

At the end of the round, the competitor must bring the cattle in the parking area.

VII - PROCEDURE

Art 7.1 – General

Competitions take place over two days at least. Schedules for the three phases are communicated at the latest on the evening of the previous day of the first phase.

Art 7.2 – Starting order

For the World or European Championships, the team starting order is decided by a random draw carried out by the **Board of directors** or the General assembly preceding the championship.

If this is not the case, it is carried out by the president of the jury in the presence of the judges and the team leader of each NETO involved in the competition.

The starting order is posted at least 2 hours before the beginning of the phase.

Each team leader decides in which order will pass his riders.

Individual riders must go after the departure of the last competitor of the last team. Individual competitors are interspersed such that as much as two competitors from the same nation do not follow.

In the meeting of team leaders, the handling plan will be distributed to the team leaders.

Failure to respect the starting order will result in the elimination of the competitor from that phase. However, in case of justified absence, the jury may make an exceptional modification to the starting order.

For each phase, if a rider is not present for his start, he has 30 seconds after the president of the jury has called him to come forward. Beyond that time, the competitor is disqualified from that phase.

Art 7.3 – Outside help

During the trial, competitors are not allowed any outside help. Information or advice can only be given to riders during warm-up and after the competition. However, if a rider falls, he can be helped to control the horse and get back into the saddle.

Any rider having benefited from unauthorised outside help is automatically disqualified from the phase.

VIII – PENALTIES

Art 8.1- Disqualification

A – During a phase

Is disqualification from the event, all rider:

- ◆ arriving outside the official start time for one of the phases,
- ◆ starting without having been authorised to do so by the jury,
- ~~◆ a rider leading with two hands except junior,~~
- ◆ who waits more than one minute after the bell has rung,
- ◆ to exit the arena during dressage execution and ease of handling (4 legs outside),
- ◆ a horse that refuses to move forward for more than 20 seconds, or repeatedly refuses to obey,
- ~~◆ to not mandatory rectify an obstacle after knocked it over,~~
- ◆ Who crosses an obstacle entered **once on track,**
- ◆ **who crosses an obstacle of handling exercises before completion,**
- ~~◆ a rider who crosses an obstacle of one of the ease handling exercises before or after completion,~~
- ◆ 3 refusals at the same obstacle,
- ◆ use of artificial aid held in hand, except thos authorised for the cattle sorting,
- ◆ for 3 faults in the dressage
- ◆ non-rectified course fault, ~~in dressage and ease of handling, except in dressage, in the case where the competitor is rang for the jury, and that he corrects and starts again movement to finish,~~
- ◆ a rider who abandons,
- ◆ a rider having received 3 warnings
- ◆ a rider who makes contact with cattle, competitor or horse,
- ◆ fall of horse and/or rider
- ◆ **for exterior help of team leader**

B – During a trial

The following will lead to disqualification from the event:

- ◆ a rider found guilty of doping, according to prevailing FEI regulations ~~and the annual FITE guidance memo,~~
- ◆ a rider who intentionally or unintentionally inflicts suffering or excessive discomfort on an animal, horse or cattle,
- ◆ a rider whose horse is stopped by the vet and the President of the jury,
- ◆ for injury or poor treatment to the horse.

Art 8.2- Warnings

The President of the jury can issue:

- ◆ a first warning for any behaviour within the team which may be considered brutal, non-compliant with a sporting spirit, or leading to exaggerated disturbance amongst the cattle,
- ◆ a second warning for repeating that behaviour,
- ◆ at the third warning, the competitor is disqualified from the phase.

Warnings are cumulative in all phases.

Art 8.3- Exclusion

Any rider not respecting a judge's decision or behaving uncivilly towards a judge will be excluded from the competition, and his entry fee will not be reimbursed.

Art 8.4- Definitions

A – Refusal

A stop followed immediately by a straight jump, is not penalised.

The pony/horse may make a sidestep, but if he backs up, even by one step, this is considered a refusal.

After a refusal, if the competitor tries again or repeats the movement unsuccessfully, or if the pony/horse is presented to the obstacle after backstepping, and if the pony/horse stops and steps back again, this is considered a second refusal, and so on.

B – Run-out

A pony/horse is considered to have run-out if, when faced with the obstacle, he avoids crossing it in such a way that the rider has to present the pony/horse to the obstacle again.

C – Circle

The competitor is penalised for a circle if he/she re-crosses the path taken before crossing an obstacle.

Having been penalised for a refusal, run-out or fall, a competitor may retake the original path by completing a volte without incurring a penalty point so that he/she can present the pony/horse to attempt the obstacle a second time.

D – Brutality

It can be defined as:

- 1 whipping on the head,
- more than 3 whippings,
- suddenly tear in the mouth with bit or similar actions,
- an excessive or persistent used of lower leg or spurs,
- etc

E – Rider fall

A rider is considered to have fallen when there is physical separation between the pony/horse and the rider.

F – Horse fall

A pony/horse is considered to have fallen when the shoulder **and/or** haunches touch the ground, or lean on a part of an obstacle.

F – Uncorrected course error

A course error is considered to have occurred when the rider,

- ◆ does not complete the course according to the course plan,
- ◆ does not go through the obstacles and start and finish lines in the proper order,
- ◆ goes through an obstacle that is not part of the course or misses out an obstacle.

IX – CLAIMS

Art 9.1 – Complaints

Only the team leader can lodge a complaint against a competitor or a horse during a phase or trial or against the ranking of the latter or concerning its organisation or its running on his own account, on behalf of the NETO he represents and/or on behalf of a competitor who is a member of his team.

The right to lodge a complaint is exclusively reserved to competitors in individual events.

Any complaint must be made in writing accompanied by the sum of 50 euros which is retained by the FITE if the complaint proves to be unsubstantiated.

No verbal complaints are admitted.

To be valid, any complaint must be submitted to the Ground Jury President:

- Before the start of the event, if it concerns the organisation of a competition, the qualification of competitors or horses,
- At latest half an hour after the announcement/publication of each phase and/or the definitive ranking.

Any fortuitous events outside of the organiser's control cannot be subject to a complaint.

Video evidence cannot be considered by the jury.

Art 9.2- Reports

The team leaders, officials and Organising Committee members must submit a report to the Ground Jury concerning any presumed acts of cruelty as regards to horses or other violations of the Articles and Regulations.

The Ground Jury, having listened to the parties concerned can impose the following:

- an oral or written warning,
- a 50 euros to 500 euros fine,
- disqualification for the current phase or for the rest of the event.

X – RANKINGS / PRIZES

Art 10.1 – Coefficient per phase

A coefficient applies according to the table below:

DRESSAGE	TECHNICAL EASE OF HANDLING	TIMED EASE OF HANDLING	SORTING
1	1	1	0,5/round

Art 10.2 – Rankings

A – General

A competitor can only be ranked for the event if they have participated without withdrawing or being eliminated and if they have been placed in each of the phases.

In no instance can the marks of a better placed individual rider be substituted for use in the team result.

The individual placings, in which the team members will also figure, will be announced separately.

B – Senior team ranking

A team comprises three or four competitors. The team placings will be calculated on the basis of the sum of the points of the best three members of each team.

A national team of three people can only be placed if its three representatives have been placed in the championship.

C – Young Riders team ranking

A team comprises two competitors. The team placings will be calculated on the basis of the sum of the points of the two members of each team.

A national team of two people can only be placed if its two representatives have been placed in the championship.

D – Allocation of points

Example for 20 competitors:

1st 21 points

2nd 19 points

3rd 18 points

4th 17, 5th 16, 6th 15, 7th 14, 8th 13, 9th 12, 10th 11, 11th 10, 12th 9, 13th 8, 14th 7, 15th 6, 16th 5, 17th 4, 18th 3, 19th 2 and 20th 1.

Art 10.3 – Award ceremony

In total, the competition gives rise to:

- ◆ 1 individual ranking with prize for dressage,
- ◆ 1 individual ranking with prize for technical ease of handling,
- ◆ 1 individual ranking with prize for timed ease of handling,
- ◆ 1 individual ranking with prize for cattle sorting,
- ◆ 1 combined ranking per team,
- ◆ 1 combined ranking per individual.

ie: 6 rankings in all.

XI – APPENDIX



SENIOR DRESSAGE

Competition :	Date :
Rider :	Catégorie :
Horse :	

MAXIMUM PASSAGE TIME: 7 mn

#	MOVEMENTS	SCORING CRITERIA	Score 0 to 10	OBSERVATIONS
1	Enter at a canter, stop, immobility, salute	Precision of entrance and stop, immobility		
2	Paces in straight line, 5 strides minimum	Impulsion and regularity, precision, on the bit		
3	At the walk, make a figure of eight with 2 circles of the same diameter	Impulsion and regularity of gait, on the bit, incurvation		
4	Pirouette at the walk to the right	On the bit, incurvation, regularity		
5	Pirouette at the walk to the left	On the bit, incurvation, regularity		
6	Reinback in a straight line off track	On the bit. Regularity of movement and precision		
7	Sidestep to the right	On the bit, regularity of movement, alignment of shoulders and haunches		
8	Sidestep to the left	On the bit, regularity of movement, alignment of shoulders and haunches		
9	Make three successive circles of 20, 15 and 10m with the right hand starting at an extended canter and progressively slowing to a working canter	Precision of circles, variation of amplitude of stride, on the bit, balance and cadence		

FITE Working Equitation regulations

10	Make three successive circles of 20, 15 and 10m with the left hand starting at an extended canter and progressively slowing to a working canter	Precision of circles, variation of amplitude of stride, respect of putting on the bit, balance and cadence		
11	At a canter, make a figure of eight with two circles of the same diameter with change of lead foot at the intersection of the 2 circles	Precision of circles, on the bit, balance and clarity of change of lead foot		
12	Half-turn on the haunches to the right	Ease of pony / horse, on the bit, respect of canter hoof		
13	Half-turn on the haunches to the left	Ease of pony / horse, on the bit, respect of canter hoof		
14	Variation of speed and amplitude on the 3 sides (2 large, one small) : acceleration on large sides and slowing on small side	Precision of transitions, submission and ease of pony / horse, on the bit, respect of canter hoof		
15	Stop on hind legs	Engagement, precision		
16	Reinback 6 paces minimum then enter canter without break	Uninterrupted sequencing, precision, ease of pony / horse		
17	Serpentine of 4 equal loops with change of lead foot at the intersection of the loops	Precision of loops, clarity and amplitude of changes of lead hoof		
18	Stop, immobility, salute	Precision of turn and stop, immobility		

	Comments:			
19	Gaits, frankness, regularity	Regularity, cadence and amplitude of each gait		
20	Impulsion, submission	Absence of resistance, ease during movements, haunch activity		
21	Use and effect of rider aids	Overall attitude, ease of rider style		
22	Artistic score	Harmony of presentation Evidence of movements and degree of difficulty of dressage		
TOTAL out of 220 :				
Points to be deducted : Course fault (- 5 pts / fault)				

Judge

Signature.....



YOUNG RIDERS DRESSAGE

Competition :	Date :
Rider :	Catégorie :
Horse :	

TEMPS DE PASSAGE MAXIMUM : 7MN

	MOVEMENTS	SCORING CRITERIA	Score 0 to 10	OBSERVATIONS
Paces movement				
1	Enter at a canter, stop, immobility, salute	Precision of entrance and stop, immobility. Straight at stop with engagement of posterior. Calm, immobility.		
2	Paces in straight line, 5 strides minimum	Impulsion and regularity, precision, on the bit		
3	Make a figure of eight with two circles of the same diameter	Impulsion, regularity, on the bit, balance and clarity of change of lead foot.		
4	Circle of 4 meters on the right	On the bit, balance, regularity and curve.		
5	Pirouette at the walk to the left	On the bit, curve, regularity and balance.		
6	Reinback in a straight line off track	On the bit. Regularity of movement and precision, quality of reinback.		
7	Sidestep to the right	On the bit, regularity of movement, alignment of shoulders and haunches		
8	Sidestep to the left	On the bit, regularity of movement, alignment of shoulders and haunches		
Canter movement				
9	Make three successive circles of 20, 15 and 10m Ø with the right hand starting at an extended canter and progressively slowing to a working canter	Precision of circles, variation of amplitude of stride, respect of putting on the bit, balance and cadence		

FITE Working Equitation regulations

10	Make three successive circles of 20, 15 and 10m Ø with the left hand starting at an extended canter and progressively slowing to a working canter	Precision of circles, variation of amplitude of stride, respect of putting on the bit, balance and cadence		
11	Make a figure of eight with change of lead foot at the intersection	Precision of circles, on the bit, balance and clarity of change of lead foot		
12	Variation of speed and amplitude on the 3 sides (2 large, one small) : acceleration on large sides and slowing on small side	Precision of transitions, submission and ease of pony / horse, on the bit, respect of canter hoof		
13	Stop on hind legs	Engagement, straight, submission, engagement of posterior, calm, immobility.		
14	Reinback 6 paces minimum then enter canter without break	Uninterrupted sequencing, precision, ease of pony / horse		
15	Stop, immobility, salute	Precision of turn and stop, immobility		
	Overview notes			Comments
	Facility of horse in movements. Quality of paces and canter.	Engagement, regularity. Fluidity and reactivity. Engagement of posterior, straight and balance.		
	Impulsion, submission	Absence of resistance, on the bit, ease during movements, haunch activity, easy on the calm back.		
	Use and effect of rider aids	Overall attitude, ease of rider style. Discretion of aids.		
	Artistic score	Harmony of presentation Quality of movement change, reactivity of horse.		
	Clothes, harness, grooming	Costume, bridle, saddle and horse grooming.		
	Points to be deducted : Course fault (- 5 pts / fault), 3 rd fault is eliminatory. Ride with two hands (-5 pts/ fault), 3 rd fault is eliminatory			
	TOTAL /200			

Judge

Signature.....



TECHNICAL EASE OF HANDLING

Competition :			Date :		
Rider :			Category :		
Horse :					
Devices		Style / 10	2 pts penalties	Total	Observations
1					
2					
3					
4					
5					
6					
7					
8					
9					
10					
11					
12					
13					
14					
15					
16					
Total					
1	Gaits, frankness, regularity				
2	Impulsion				
3	Submission				
4	Rider's posture, use and effect of riders aids				
Total					

Judge :

Signature :